

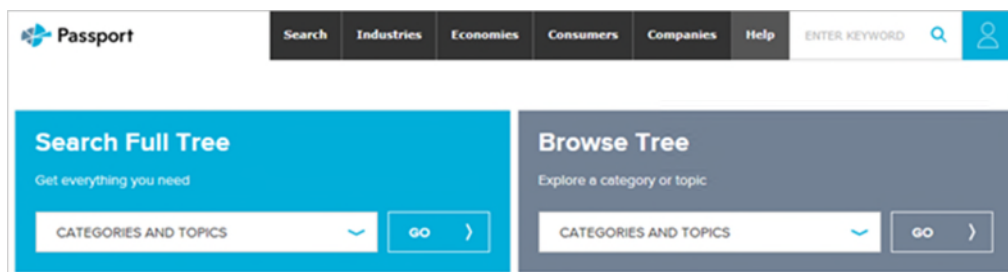


# Economic data in Passport

## MIRC Update

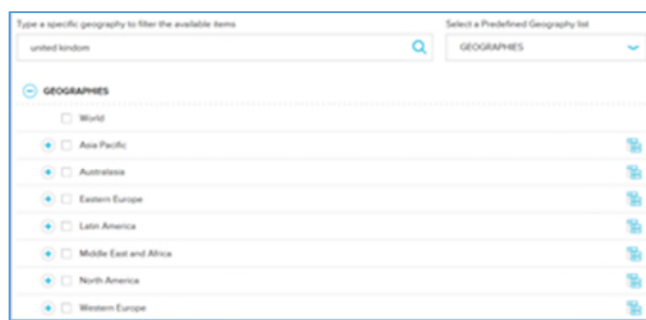
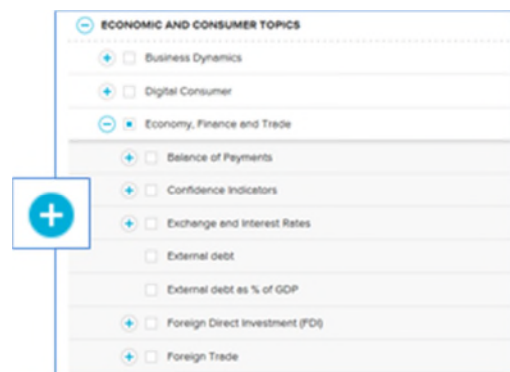
Passport contains some excellent and easily-accessible raw annual and - in some cases - quarterly data from various national and international sources.

Open Passport from the MIRC A-Z list at [www.som.cranfield.ac.uk/som/p17869/](http://www.som.cranfield.ac.uk/som/p17869/). Accept their terms and conditions to access the data.

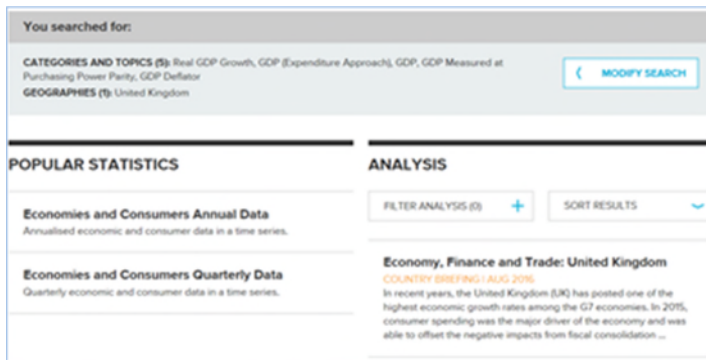


Finding data in Passport is a two-step process. First you need to define the data category (subject). After that, you select the country/countries you are interested in.

- From the 'Search Full Tree' box on the homepage, select 'Categories and Topics' twice and click on 'Go'.
- On the next page, scroll down past 'Industries' to find 'Economic and Consumer Topics'.
- Select your topics. Use the plus icon (pictured here on the right) to expand the sub-menus until you find the item you need.
- You can also do a keyword search for anything you cannot find. The search box is at the top of the screen.
- Select items by clicking in the box to the left of each (selections are highlighted in blue).
- When you have finished, click on 'Next' at the bottom right to be taken to the Geographies menu where you can select either individual countries or pre-defined regions.



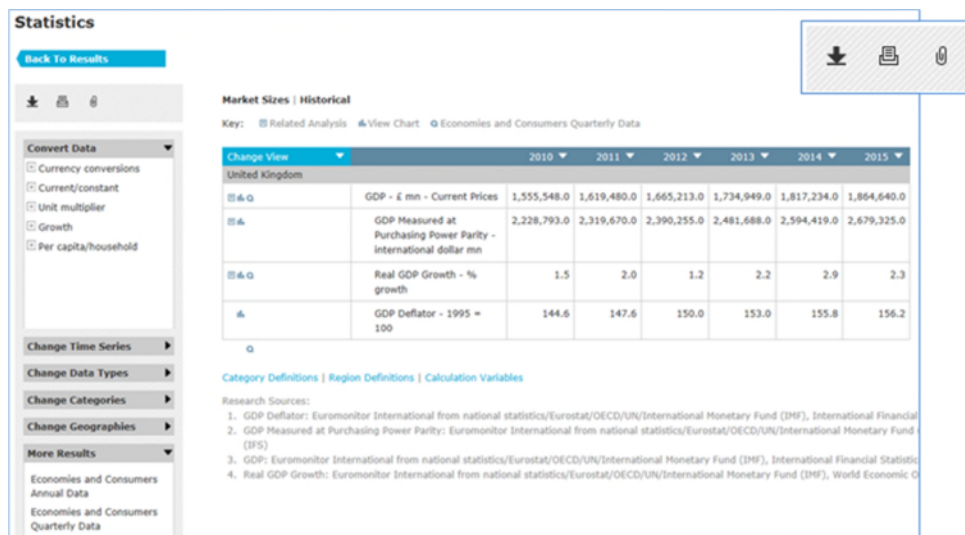
- Once you have selected your geographies, click on 'Search' and your results will be displayed.



Results are displayed in two separate columns – statistics and analysis.

Click on the results you want to display, e.g. Economies and Consumers Annual Data, to view a default 5 years of data.

- If you have searched for more than one data series, they will be displayed in individual rows. Data can be transferred to Excel or pdf using the Download and print options at the top left.



**Currencies:** Remember that each of your data items is probably displayed in its local currency. For comparison purposes, you may want to display them all in one standard currency. To do this, click 'Convert Data' > 'Currency Conversions' at the top left of the screen and select from the options.

**Historical Data / Forecasts:** If you want historical data or forecasts, click on the 'Change Time Series' menu on the left to make your selection.

## Contacting us

### Management Information and Resource Centre (MIRC)

- +44 (0) 1234 754440
- [mirc@cranfield.ac.uk](mailto:mirc@cranfield.ac.uk)
- [som.cranfield.ac.uk/som/mirc](http://som.cranfield.ac.uk/som/mirc)